



ES16-16RAS ES20-20RAS

Electric Stacker 1.6/2.0t

Great Option for Heavy Duty & High Stacking Tasks:

High Strength Structure Suits High Racking Applications;

Various Options Such As Foldable Platform, Protection Arm & Power Steering

EP EQUIPMENT CO.,LTD
www.ep-eq.com



FEATURE

Performance

- The innovative AC system offers strong power, accurate control, excellent performance.
- High strength vertical gearbox, longer working life.
- Low-noise but durable hydraulic unit, good quality cylinder as well as hose ensure the high reliability of hydraulic system.
- AMP connector and durable electric wires greatly reduce malfunctions of components.
- H shape channel mast improves the strength of the whole truck.
- High strength chassis enhances the reliability and durability of the truck.
- Innovative Drive floating operation system(DFA) ensures the stability of the truck when steering at high speed.



Safety

- Safe hydraulic system design prevents mast from falling down abruptly when hydraulic pipeline cuts off.
- Full speed will be only available when protection arms are up, low speed mode will be automatically on otherwise.
- Emergency reverse button protects the operator from getting hurt.
- Emergency disconnecter will cut off power source to avoid accident when truck goes out of control.
- Multiple lifting limit protection ensures safety.
- Automatic switch to lower speed when the fork reaches its setting height.
- Anti-rolling back brake keeps the truck from skidding down when truck is out of control or travelling on ramp.
- Dual-monitoring power steering.

Operation

- With the new design of ergonomic tiller head, all buttons can be reached conveniently & comfortably.
- Foldable platform reduces vibration which makes operator feel more comfortable when driving.
- The unique suspension driving floating system(DFA) design makes operations easy and comfortable.
- When platform is folded, truck can work at low speed in smaller space.
- Ergonomic and durable protection arm guarantees easy operation, with innovative on/off design.
- Electric power steering, smooth & comfortable (EPS).

Maintenance

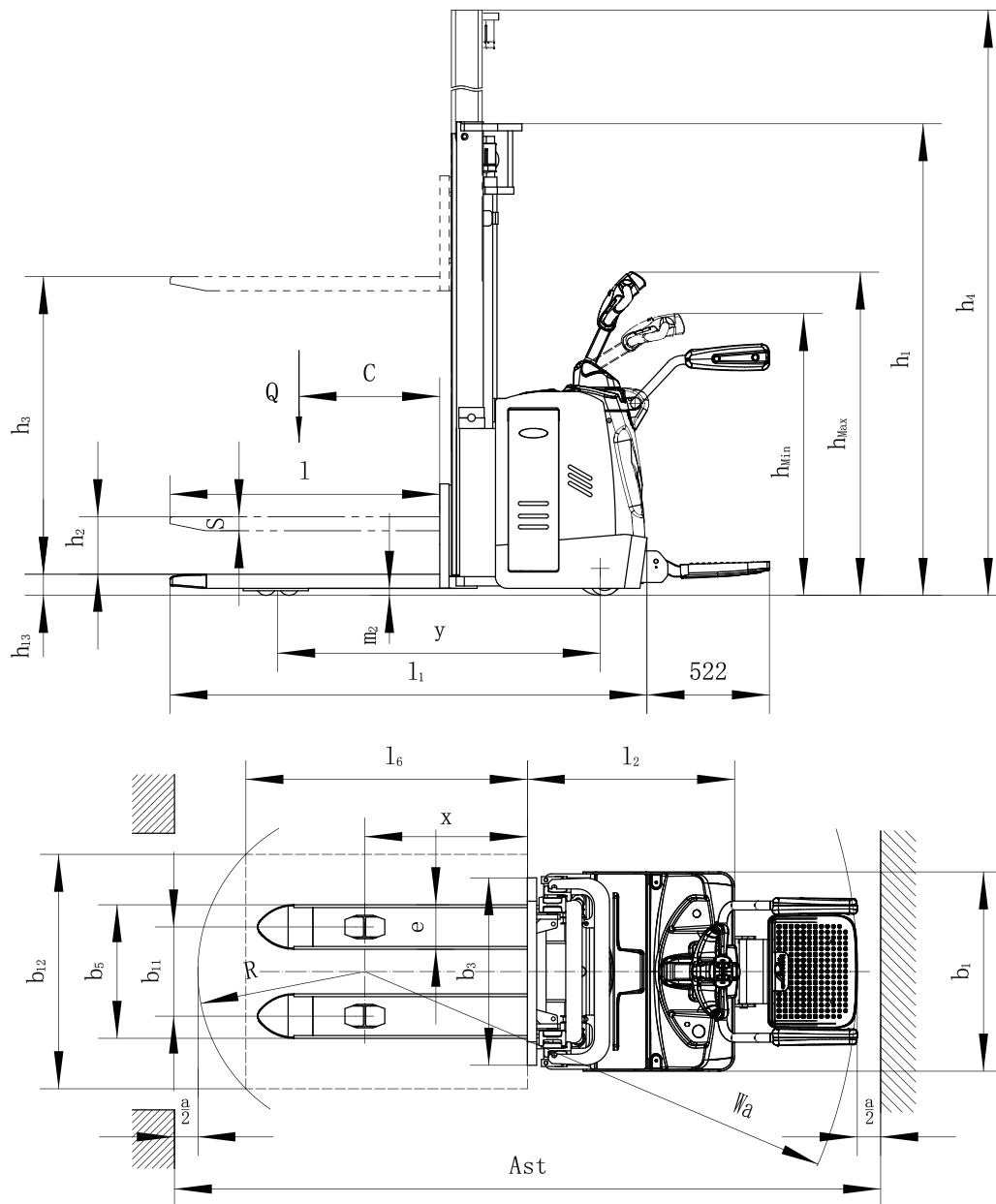
- AC traction motor, maintenance free.
- Hour meter and battery indicator remind the operator of battery charging.
- Easily remove the back cover by only loosening four bolts; Access to all key components for inspection, maintenance and replacement.
- Easy access for battery maintenance.
- Vertical motor makes the inspection & service much more convenient.
- Control system allows easy trouble-shooting.
- Mast and chassis are assembled together, easy for maintenance.
- Low voltage cut off setting protects batteries.

Electric Stacker 1.6/2.0t

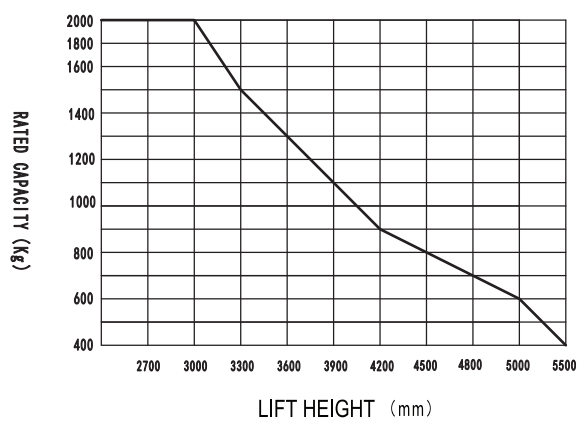
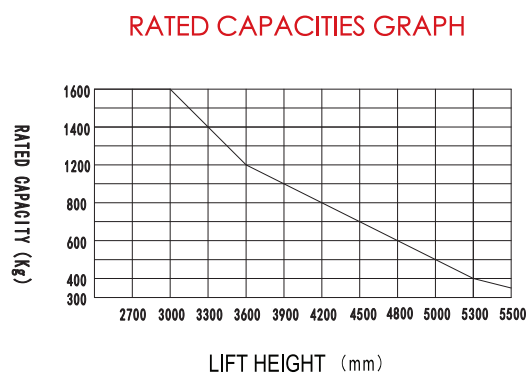
ES16-16RAS/20-20RAS

Distinguishing mark					
1.1	Manufacturer			EP	EP
1.2	Model designation			ES16-16RAS	ES20-20RAS
1.3	Drive unit			Battery	Battery
1.4	Operator type			Standing	Standing
1.5	rated capacity	Q	kg	1600	2000
1.6	Load center distance	c	mm	600	600
1.8	Load distance, centre of drive axle to fork	x	mm	693	693
1.9	Wheelbase	y	mm	1394	1394
Weight					
2.1	Service weight (include battery)		kg	1350	1350
2.2	Axle loading, laden driving side/loading side		kg	980/1970	1100/2250
2.3	Axle loading, unladen driving side/loading side		kg	950/400	950/400
Types,Chassis					
3.1	Tyre type Driving wheels/Loading wheels			PU/PU	PU/ PU
3.2	Tyre size, driving wheels (diameter×width)		mm	Φ230×75	Φ230×75
3.3	Tyre size, loading wheels (diameter×width)		mm	Φ85×70	Φ85×70
3.4	Tyre size, caster wheels (diameter×width)		mm	Φ130×55	Φ130×55
3.5	Wheels, number driving, caster/loading (x=drive wheels)		mm	1x +2/4	1x +2/4
3.6	Track width, front,driving side	b ₁₀	mm	634	634
3.7	Track width,rear,loading side	b ₁₁	mm	380	495
Dimensions					
4.2	Height, mast lowered	h ₁	mm	2020	2020
4.3	Free lift	h ₂	mm	100	100
4.4	Lift height	h ₃	mm	2912	2912
4.5	Height, mast extended	h ₄	mm	3465	3465
4.9	Height drawbar in driving position min./max.	h ₁₄	mm	1150/1480	1150/1480
4.15	Lowered height	h ₁₃	mm	88	88
4.19	Overall length	l ₁	mm	2003	2003
4.20	Length to face of forks	l ₂	mm	860	860
4.21	Overall width	b ₁	mm	850	850
4.22	Fork dimensions	s/ e/ l	mm	60×190×1150	60×190×1150
4.24	Fork carriage width	b ₃	mm	800	800
4.25	Outside width of the forks	b ₅	mm	570	685
4.32	Ground clearance, center of wheelbase	m ₂	mm	28	28
4.34.1	Aisle width for pallets 1000 × 1200 crossways	Ast	mm	2610/2971	2610/2971
4.34.2	Aisle width for pallets 800 × 1200 lengthways	Ast	mm	2580/2941	2580/2941
4.35	Turning radius	Wa	mm	1738/2099	1738/2099
Performance data					
5.1	Travel speed, laden/ unladen		km/ h	5.5/6.0	4.5/5.0
5.2	Lifting speed, laden/ unladen		m/ s	0.13/0.16	0.1/ 0.16
5.3	Lowering speed, laden/ unladen		m/ s	0.32/0.23	0.33/ 0.23
5.8	Max. gradeability, laden/unladen		%	8/16	6/ 12
5.10	Service brake type			Electromagnetic	Electromagnetic
Electric-engine					
6.1	Drive motor rating S2 60 min		kW	1.6	1.6
6.2	Lift motor rating at S3 15%		kW	3.0	3.0
6.3	The maximum allowed size battery		mm	834×216×630	834×216×630
6.4	Battery voltage/nominal capacity K5		V/ Ah	24/280	24/280
6.5	Battery weight		kg	240	240
Addition data					
8.1	Type of drive unit			AC	AC
10.5	Steering type			Electronic Steering	Electronic Steering
10.7	Sound pressure level at the driver's ear		dB (A)	74	74

If there are improvements of technical parameters or configurations, no further notice will be given.
The diagram shown may contain non-standard configurations.



RATED CAPACITIES GRAPH



Mast Option

Lift h3+h13 (mm)	mast types	Lowered mast height h1 (mm)	Free lift h2 (mm)	Extended mast height h4 (mm)
2700	Duplex ZT	1870	100	3165
3000		2020	100	3465
3300		2170	100	3765
3600		2320	100	4065
3900		2470	100	4365
4170		2600	100	4625
4000	Triplex DZ	1822	1390	4460
4500		2022	1590	4960
4800		2122	1690	5260
5000		2187	1740	5460
5300		2287	1840	5760
5500		2352	1910	5910
2700	Duplex ZZ	1819	1320	3135
3000		1969	1470	3435
3300		2119	1620	3735

Option

Options		ES16-16RAS	ES20-20RAS
3	Fork length	●1150○1220	●1150○1220
4	Fork width	●570○685	●570○685
10	Driving wheel	●Rubber wheel○PU wheel with pattern	●Rubber wheel○PU wheel with pattern
11	Balance wheel	●	●
15	cold storage	○	○
16	Mast screen	●	●
17	Battery indicator with hour meter	●	●
18	Battery indicator without hour meter	○	○
19	Battery capacity	○230Ah/280Ah/360Ah	○280Ah/360Ah
20	Lateral change battery	●	●
22	Water auto-filling system	○	○
26	Proportional lifting	○	○
27	Height limitation	●	●
31	half speed function in turning	●	●
32	Guard arm	●	●
Note: ●standard ○option —NA			