



A-SAFE

Est. 1984

iFlex™

Swing Gate



Swing Gates provide access and exit points for pedestrians. Available in two lengths, long and short.

The short gate has a hydraulic self-close feature to automatically return the gate to its closed position and maintain pedestrian safety. The long gate is supplied with additional post support for enhanced strength and stay-open access option for both pedestrians and vehicles.

Each gate has a double swing action, but are also supplied with gate stops to limit movement to one direction, forcing pedestrians to hesitate and pull the gate towards them. If desired, can be installed in pairs to increase the size of the opening.



Code of Practice
for Workplace
Safety Barriers

PAS13
2017

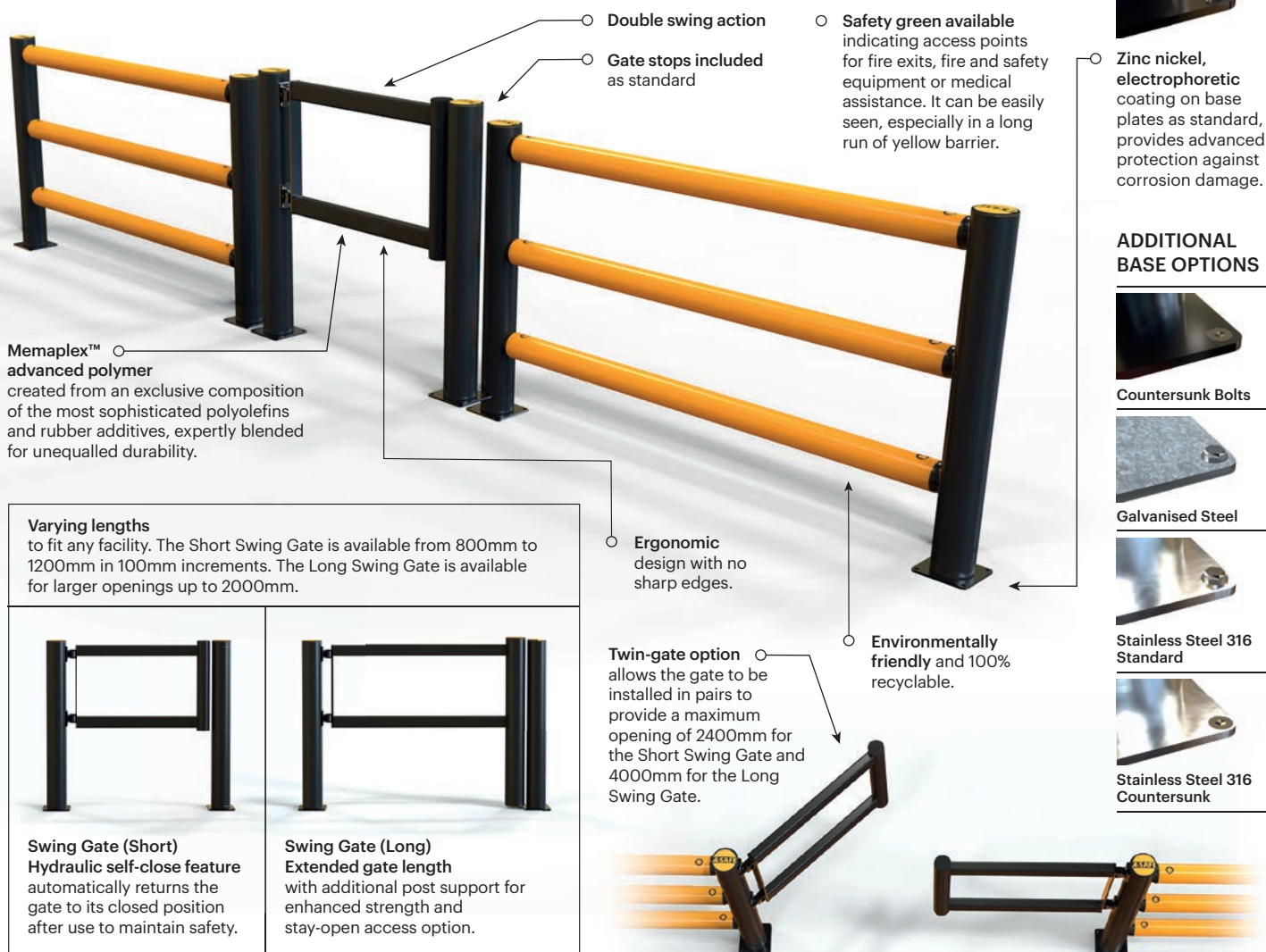


TYSENTECH
www.tysentech.com

Tysen Technologies Private Limited
Tel: (65) 6694 3803 | Fax: (65) 6694 3801 | E: info@tysentech.com
Add.: 152 Tuas South Avenue 2, West Point Bizhub, Singapore 637181

APPROVED
A-SAFE
RESELLER


Engineered for performance




- Double swing action
- Gate stops included as standard
- Safety green available indicating access points for fire exits, fire and safety equipment or medical assistance. It can be easily seen, especially in a long run of yellow barrier.
- Zinc nickel, electrophoretic coating on base plates as standard, provides advanced protection against corrosion damage.
- Memaplex™ advanced polymer created from an exclusive composition of the most sophisticated polyolefins and rubber additives, expertly blended for unequalled durability.
- Varying lengths to fit any facility. The Short Swing Gate is available from 800mm to 1200mm in 100mm increments. The Long Swing Gate is available for larger openings up to 2000mm.
- Ergonomic design with no sharp edges.
- Environmentally friendly and 100% recyclable.
- Twin-gate option allows the gate to be installed in pairs to provide a maximum opening of 2400mm for the Short Swing Gate and 4000mm for the Long Swing Gate.

ADDITIONAL BASE OPTIONS

- Countersunk Bolts
- Galvanised Steel
- Stainless Steel 316 Standard
- Stainless Steel 316 Countersunk

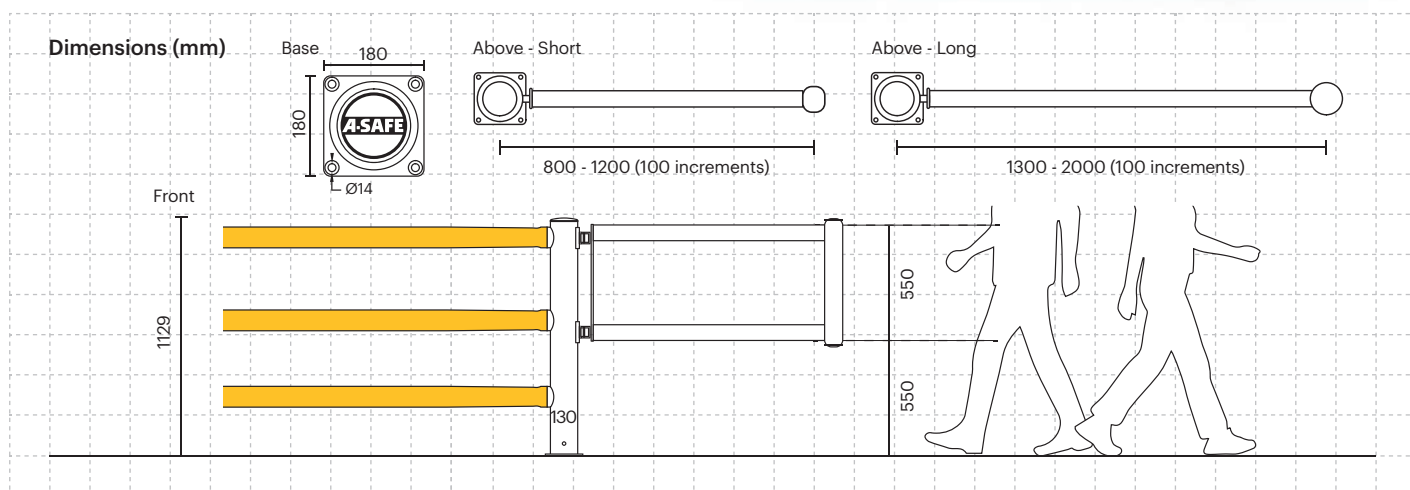


Swing Gate (Short)
Hydraulic self-close feature automatically returns the gate to its closed position after use to maintain safety.



Swing Gate (Long)
Extended gate length with additional post support for enhanced strength and stay-open access option.



Technical Information



Post Options

 <p>Standard Black RAL 9005* PANTONE Black</p>	 <p>Standard Yellow RAL 1007* PANTONE 7548*</p>
---	--

Rail Options

 <p>Standard Black RAL 9005* PANTONE Black</p>	 <p>Standard Green RAL 6032* PANTONE 356*</p>
---	---

Colour Combinations

*Please note that the RAL and PANTONE colours listed are the closest match to standard A-SAFE colours, but may not be exact matches of the actual product colour and should be used for guidance only.

A-SAFE Headquarters

Habergham Works, Ainleys Industrial Estate, Elland, HX5 9JP, West Yorkshire, United Kingdom.

www.asafe.com

