



# WSS15H

## Electric Straddle Leg Stacker

Lifting height: : 2000-3500 mm / Load capacity: 1500 kg



**Variable Speed  
Control**



**Intelligent & Efficient**



**Rugged & Durable**



**Easy & Comfortable**


**STAX**

# Variable Speed Control on Lifting & Lowering

Comfortable and efficient thanks to STAXX patented intelligent handle and control system, ideal for replacing manual & semi-electric stackers, for light use in narrow warehouse environments with efficient and easy pallet stacking.

The proportional lowering brings high efficiency for exact pallet placement and more precise control when compared to the normal fixed speed of lifting & lowering.

Variable speed control by proportional control knob, keeps lifting and lowering smooth, stable, safe and energy saving.



## Precise Control

### ■ Proportional lifting & lowering

The variable speed control ensures the stacker goes up and down smoothly, minimizing the mechanical shock and vibration, ensuring fragile loads are gently placed on racking or the floor, and reducing the impact of noise and vibration on operators.

### ■ Lowering buffering

Automatic lowering speed descent with soft buffering when the fork height is lowered to around 10cm from the ground, effectively protects the safety of the cargo, low noise and small vibration.

### ■ High efficiency

The variable speed control brings accurate response for adjusting the lifting & lowering speed according to the actual situation, the operator can easily complete the task and improve the working efficiency.

### ■ Energy saving

Compared to the traditional fixed lifting & lowering speed, variable speed can be adjusted according to the load and height by operator, reducing energy waste and improving energy utilization rate.

### ■ Longer service life

Variable speed control can reduce the mechanical impact and friction during lifting & lowering, reduce the wear and tear on the chassis, mast, bearings, and enable a longer service life.



# Intelligent & Efficient

Staxx patented multifunctional intelligent tiller handle is unique design for quick fault diagnosis, enabling an easier service, shorter service time and lowered labor costs.



## Multifunctional intelligent tiller handle



## Easy Maintenance

**Serial communication technology**

Single wiring harness communication from tiller handle to controller system. Simple, Durable and Stable.

**UART**

- ✓ Low after-sales service cost
- ✓ Quick & easy fault diagnosis
- ✓ Everyone can be an expert

	<b>LOCK</b>	
<b>UP RIGHT</b>	<b>FW RV</b>	<b>TEMP</b>
<b>BELLY</b>	<b>CONT</b>	<b>19.0C</b>
<b>1 CREEP</b>	<b>BRAKE</b>	<b>ERROR CODE</b>
	<b>VOLT</b>	<b>000</b>
	<b>0.0V</b>	<b>CURR</b>
		<b>000A</b>

<b>P</b>		<b>100%</b>
	<b>550h</b>	
	<b>ERR 27</b>	
<b>UP RIGHT</b>		<b>No. Check Brake</b>
<b>CREEP</b>		
<b>NO BRAKE</b>		

Operation status & fault diagnosis are integrated onto the tiller handle display for easy troubleshooting.

## Operator Preferred

**Turtle Speed — 01**

Enable operator to choose different speed modes based on their experience and the specific work environment.

**Up-Right Drive — 02**

Easily maneuvered with the handle in the vertical position by pressing the turtle-speed button.

**Engineering Mode (Brake Release) — 03**

When truck is down, release the brake to move the unit manually.

# Rugged & Durable

Due to a high-strength frame and mast design and solid materials used, the deformation of the frame, mast, and forks is small.



## Longer service life

Mast: Standard C+H channel steel  
Frame: Steel plate thickness of 5mm



## Double-chain design

Compared with single-chain design, it has higher strength, safer and more stable.

## Small deformation of forks and masts, stable and durable

More stable when lifting & lowering with loads.

## Full coverage protection on mast

## Standard equipped with cylinder explosion-proof valve

It can prevent accidents such as uncontrolled descent caused by unexpected rupture of oil pipes, ensuring stable descent of the load and personal safety, and preventing damage to equipment.

# Safe operation

## Emergency reverse switch

In case of an emergency, it protects the operator and the surrounding personnel from harm.

## Safety travel speed limit

When the fork is lifted to above 500mm, the driving speed automatically reduces to 2km/h to ensure the safety of operating at a high position in case of any misoperation.




## Built-in charger

Hidden charging plug, high safety, the whole vehicle is powered off during charging, reducing safety hazards.

## Battery low voltage protection

Effectively avoid battery over-discharge, ensuring a longer battery life.



## High-strength forks

The forks are crafted from high-strength 40mm steel in a single-piece formation. This design ensures exceptional durability and minimal deformation even when subjected to heavy loads.

## Solid steel support legs

Solid steel support legs are chosen for their superior rigidity, ensuring stability and safety. Maintaining consistent leg width prevents hazards like hooking onto pallets or racks when maneuvering.

# Easy & Comfortable

- **Adjustment of support legs and forks**

The adjustable straddle leg design accommodates different pallet sizes and improves stability. The low silhouette straddle design allows for a lower bottom beam, maximizing storage space in the facility.

The support legs are fixed with three screws per side outside the truck's body, allowing for easy adjustment to achieve widths of 1150mm, 1290mm, and 1430mm. Forged forks with adjustable widths from 200mm to 795mm, ensure durability and versatility. The truck includes a standard load backrest (LBR) for enhanced safety during material handling.



<b>ID(mm)</b>	<b>970</b>	<b>1110</b>	<b>1250</b>
<b>OD(mm)</b>	<b>1150</b>	<b>1290</b>	<b>1430</b>

- **Effortless, easy to operate**

Low-mounted longer tiller reduces steering force required.

- **Excellent maneuverability**

Precise and maneuverable operating, high safety and efficiency.

- **Longer operating time**

Standard 24V/71Ah maintenance-free lead-acid battery, with the option of a larger capacity maintenance-free battery or a lithium battery.

- **Easy to recharge**

Built-in charger and an external charging cable storage box for convenient charging.

- **Low mast static height**

Easy to operate in containers and elevators with less than 3.3m lifting height.

- **The steering angle is designed to be 180 degrees**

Small turning radius.

## Optional Configuration

- **Intelligent control**

Unique in the market and very suitable for sorting operations on trucks.

With a dedicated remote control device, the operator can control the forks to lift to the appropriate working height and carry out sorting operations, thus avoiding the need to use the handle buttons and bend over to pick up goods, improving operational efficiency and comfort.



● **Lifting button**

● **Max speed setting button**



● **Lowering button**

● **Horn button**

● **On/Off (for Intelligent control)**

With the remote control device, you can easily set the speed suitable for the work, from level 1 speed to level 5 speed.

Such speed transitions allow you to move the truck with controlled operation at ease.



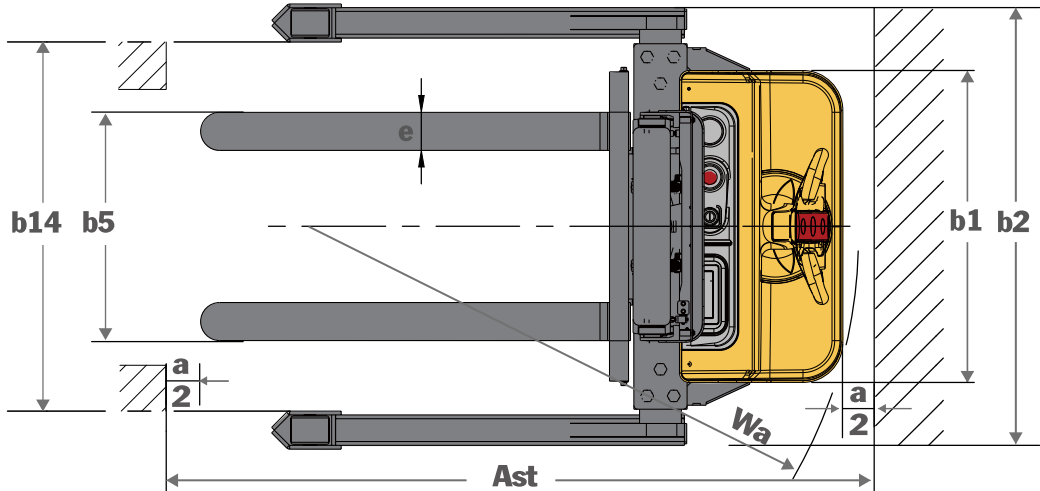
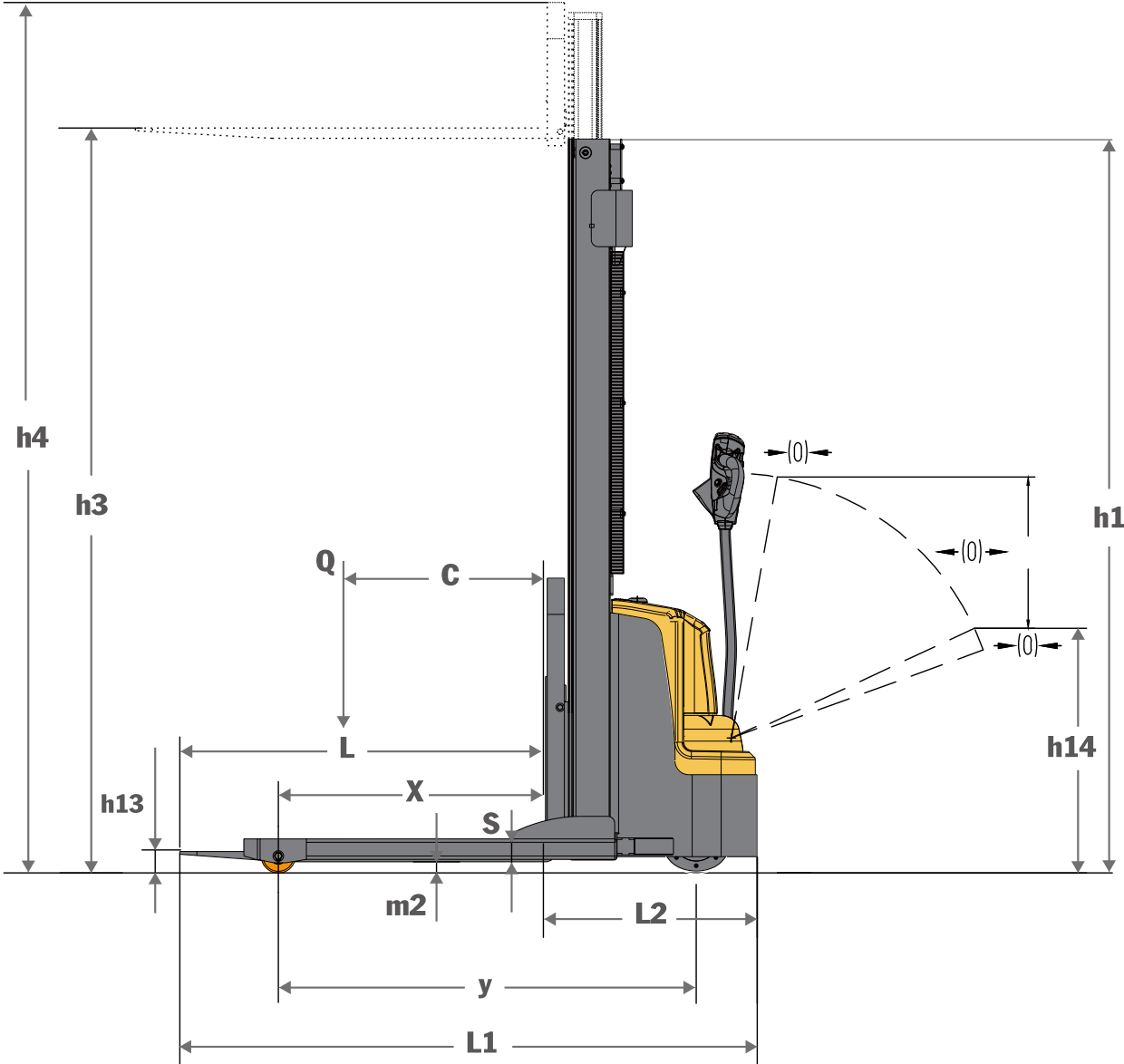
- **Reversing buzzer**

- **24V 60Ah(100Ah) LiFePO<sub>4</sub> Lithium battery**

- **24V/15A (30A) chargers**

Lithium Battery Charger  
Charging time: 2~4 hours

# Dimensions

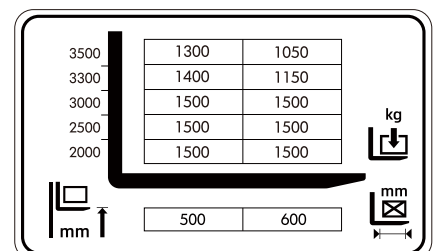


# Specifications

MODEL				WSS15H				
<b>DISTINGUISHING MARKS</b>								
1.3	Drive							Battery
1.4	Operator type							Pedestrian
1.5	Load capacity/rated load	Q	kg					1500
1.6	Load centre distance	c	mm					600
1.8	Load distance, centre of drive axle to fork	x	mm					768
1.9	Wheelbase	y	mm					1218
<b>WEIGHT</b>								
2.1	Service weight (without battery)		kg	581.6	604.6	634.6	666.6	702.6
2.2	Service weight (with 71Ah battery)		kg	628	651	681	713	749
2.3	Service weight (with 89Ah battery)		kg	633.2	656.2	686.2	718.2	754.2
2.4	Axle loading, laden front/rear		kg			645/1506		
2.5	Axle loading, unladen front/rear		kg			488/163		
<b>TYRES / CHASSIS</b>								
3.1	Wheels							Polyurethane
3.2	Wheel size, front	Ø x width	mm					Ø210 x 70
3.3	Wheel size, rear	Ø x width	mm					φ100x64
3.5	Wheels, number front/rear (x = driven wheels)							1x +0 /2
3.7	Tread, rear	b11	mm					1060/1200/1340
<b>DIMENSIONS</b>								
4.2	Lowered mast height	h1	mm	1520	1770	2020	2170	2270
4.4	Lift height	h3	mm	2000	2500	3000	3300	3500
4.5	Extended mast height	h4	mm	2520	3020	3520	3820	4020
4.9	Height of tiller in driving position, min./max.	h14	mm			910/1290		
4.15	Height, lowered	h13	mm			50		
4.19	Overall length	l1	mm			1828		
4.20	Length to face of forks	l2	mm			628		
4.21.1	Overall width across chassis	b1	mm			820		
4.21.2	Overall width across all/Outer width straddle	b2	mm			1150/1290/1430		
4.21.5	Inner width straddle	b14	mm			970/1110/1250		
4.22	Fork dimensions	s/e/l	mm			40X100X1070(1150/1220)		
4.25	Width over forks	b5	mm			200-795		
4.32	Ground clearance, centre of wheelbase	m2	mm			40		
4.34.1	Aisle width for pallets 1000 × 1200 crossways	Ast	mm			2290		
4.34.2	Aisle width for pallets 800 × 1200 lengthways	Ast	mm			2217		
4.35	Turning radius	Wa	mm			1455		
<b>PERFORMANCE DATA</b>								
5.1	Travel speed, with/without load		km/h			4/4.5		
5.2	Lift speed, without load		mm/s			0-185		
	Lift speed, with load		mm/s			0-101		
5.3	Lowering speed, without load		mm/s			21.7-208		
	Lowering speed, with load		mm/s			25.6-137		
5.8	Max. gradeability, with/without load		%			5/10		
5.10	Service brake					Electromagnetic		
<b>ELECTRIC-ENGINE</b>								
6.1	Drive motor rating S2 60 min		kW			0.75		
6.2	Lift motor rating at S3 15%		kW			2.5		
6.4	Battery voltage/nominal capacity K5		V/Ah			● 12/71 x 2 ○ (12/89) x 2		
6.5	Battery weight +/- 5%		kg			● 23.2 x 2(71Ah)/ ○ 25.8 x 2(89Ah)		
6.6	Energy consumption according to EN 16796		kWh			0.42		
<b>ADDITION DATA</b>								
8.1	Type of drive control					DC speed control		
8.4	Sound level at the driver's ear according to EN 12053		dB(A)			<75		

● standard ○ option

MAST DIMENSIONS							
WSS15H			Duplex Mast				
h1	Lowered mast height	mm	1520	1770	2020	2170	2270
h3	Lift height	mm	2000	2500	3000	3300	3500
h4	Extended mast height	mm	2520	3020	3520	3820	4020



| **MAKE**  
**YOUR JOB**  
**EASIER!**



**NINGBO STAXX MATERIAL HANDLING EQUIPMENT CO., LTD**

**Email:** [info@cnmhe.com](mailto:info@cnmhe.com)    **Tel :** +86-574-8921-7230

**Web:** [www.staxxmhe.com](http://www.staxxmhe.com)    **Fax:** +86-574-8921-7240

**Add:** FIRST FLOOR, NO.10 BUILDING, NO.688 JINDA ROAD,  
YINZHOU DISTRICT, NINGBO